













NEPTUNE COMMUNITY

- | | |
|--|---|
|  Unloading Zones** |  Community Office |
|  Long term/Overnight Parking |  Mail Center |
|  Move-in Event Zones |  Portable Restroom |
|  Information Tent 1 & 2
& Equipment Check-out |  Indoor Restroom |
|  University Police |  Water Station |